

Annexure - I

- 1 Name of Listed Entity : **SHREE SECURITIES LTD.**
- 2 Scrip Code/Name of Scrip/Class of Security : **538975/ SHREESEC/ EQUITY SHARES**
- 3 Share Holding Pattern Filed under: Reg. 31(1) ( b ) : **Quarter Ended 31/12/2015**
- 4 Declaration:

	Particulars	Yes	No
1	Whether the Listed Entity has issued any partly paid up shares		No
2	Whether the Listed Entity has issued any Convertible Securities or Warrants?		No
3	Whether the Listed Entity has any shares against which depository receipt are issued?		No
4	Whether the Listed Entity has any shares in locked-in?		No
5	Whether any shares held by promoters are pledge or otherwise encumbered?		No

- 5 The tabular format for disclosure of holding of specified securities is as follows:-






Table I - Summary Statement holding of specified securities

Category (I)	Category of shareholder (II)	Nos. of shareholders (III)	No. of fully paid-up shares held (IV)	No. of partly paid-up equity shares held (V)	No. of shares underlying Depository Receipt (VI)	Total nos. shares held (VII) = (IV)+(V)+(VI)	Shareholding as a % of total no. of shares (calculated as per SCRR, 1957) (VIII) As a % of (A+B+C2)	Number of Voting Rights held in each class of securities (IX)			No. of Shares Underlying convertible securities (including Warrants) (X)	Shareholding as a % assuming full conversion of convertible securities (as a percentage of diluted share capital) (XI)=(VII)+(X) as a % of (A+B+C)	Number of Locked in shares (XII)		Number of Shares pledged or otherwise encumbered (XIII)		Number of equity shares held in dematerialized form (XIV)
								Class eg: Equity	Class eg: y	Total			No. (a)	As a % of total Shares held (b)	No. (a)	As a % of total Shares held (b)	
(A)	Promoter & Promoter Group	5	24439850	0	0	24439850	30.626	24439850	0	30.626	0	0.000	0	0.000	0	0.000	24439850
(B)	Public	651	55360150	0	0	55360150	69.374	55360150	0	69.374	0	0.000	0	0.000	0	0.000	55230450
(C)	Non Promoter - Non Public																
(C1)	Shares underlying DRs																
(C2)	Shares held by Employee Trusts																
	<b>TOTAL</b>	<b>656</b>	<b>79800000</b>	<b>0</b>	<b>0</b>	<b>79800000</b>	<b>100.000</b>	<b>79800000</b>	<b>0</b>	<b>100.000</b>	<b>0</b>	<b>0.000</b>	<b>0</b>	<b>0.000</b>	<b>0</b>	<b>0.000</b>	<b>79670300</b>




**Table II - Statement showing shareholding pattern of the Promoter and Promoter Group**

(1)	(i)	(ii)	(iii)	(iv)	(v)	(vi)	(vii)	(viii)	(ix)			(x)	(xi)		(xii)		(xiii)	
									Number of Voting Rights held in each class of securities				No. of Shares Underlying Outstanding convertible securities (including Warrants) (X)	Shareholding as a % assuming full conversion of convertible securities (as a percentage of diluted share capital) (VII)/(X) as a %	No. of Locked in shares	Number of Shares pledged or otherwise encumbered (XII)		
									Class: Equity	Class: Preference	Total					No. (a)		As a % of total Shares held (b)
(1)	Indian		0	0	0	0	0.000	0	0.000	0	0.000	0	0.000	0	0.000	0	0	
(a)	Individuals/Hindu undivided Family		3	352700	0	0	0.442	352700	0.442	0	0.000	0	0.000	0	0.000	0	352700	
	BASANT KUMAR SHARMA	AXUPS8212R	0	100	0	0	0.000	100	0.000	0	0.000	0	0.000	0	0.000	0	100	
	MANIK CHAND PUGALIA	AFKPP4350D	0	352500	0	0	0.442	352500	0.442	0	0.000	0	0.000	0	0.000	0	352500	
	SUBHASH CHANDRA DADHICH	ADTPD8752A	0	100	0	0	0.000	100	0.000	0	0.000	0	0.000	0	0.000	0	100	
(b)	Government/State		0	0	0	0	0.000	0	0.000	0	0.000	0	0.000	0	0.000	0	0	
	Government(s)		0	0	0	0	0.000	0	0.000	0	0.000	0	0.000	0	0.000	0	0	
(c)	Financial		0	0	0	0	0.000	0	0.000	0	0.000	0	0.000	0	0.000	0	0	
	Institutions/Banks		0	0	0	0	0.000	0	0.000	0	0.000	0	0.000	0	0.000	0	0	
(d)	Any Other		2	24087150	0	0	30.184	24087150	30.184	0	0.000	0	0.000	0	0.000	0	24087150	
	Bodies Corporate		0	0	0	0	0.000	0	0.000	0	0.000	0	0.000	0	0.000	0	0	
	FABER TREXIM PRIVATE LIMITED	AABCF2681G	0	7037300	0	0	8.819	7037300	8.819	0	0.000	0	0.000	0	0.000	0	7037300	
	MEGHSHREE CREDIT PRIVATE LIMITED	AACCOM0806D	0	17049850	0	0	21.366	17049850	21.366	0	0.000	0	0.000	0	0.000	0	17049850	
	Trusts		0	0	0	0	0.000	0	0.000	0	0.000	0	0.000	0	0.000	0	0	
	Cleaning Members		0	0	0	0	0.000	0	0.000	0	0.000	0	0.000	0	0.000	0	0	
	Sub-Total (A)(1)		5	24439850	0	0	30.626	24439850	30.626	0	0.000	0	0.000	0	0.000	0	24439850	
(2)	Foreign		0	0	0	0	0.000	0	0.000	0	0.000	0	0.000	0	0.000	0	0	
	Individuals (Non-Resident Individuals/Foreign Individuals)		0	0	0	0	0.000	0	0.000	0	0.000	0	0.000	0	0.000	0	0	
(e)	Government		0	0	0	0	0.000	0	0.000	0	0.000	0	0.000	0	0.000	0	0	
(b)	Institutions		0	0	0	0	0.000	0	0.000	0	0.000	0	0.000	0	0.000	0	0	
(c)	Foreign Portfolio Investor		0	0	0	0	0.000	0	0.000	0	0.000	0	0.000	0	0.000	0	0	
(d)	Any Other		0	0	0	0	0.000	0	0.000	0	0.000	0	0.000	0	0.000	0	0	
(e)	OCBs		0	0	0	0	0.000	0	0.000	0	0.000	0	0.000	0	0.000	0	0	
	Sub-Total (A)(2)		0	0	0	0	0.000	0	0.000	0	0.000	0	0.000	0	0.000	0	0	
	Total Shareholding of Promoter and Promoter Group (A)=(A)(1)+(A)(2)		5	24439850	0	0	30.626	24439850	30.626	0	0.000	0	0.000	0	0.000	0	24439850	



**Table III - Statement showing shareholding pattern of the Public shareholder**

Category & Name of shareholders (i)	PAN (ii)	Nos. of shareholder (iii)	No. of fully paid up equity shares held (iv)	No. of partly paid-up equity shares held (v)	Nos. of underlying Depository Receipt (vi)	Total nos. shares held (iv)+(v)+(vi)	Shareholding % calculated as per SCRR, 1957 As a % of (A+B+C2) (viii)	Number of Voting Rights held in each class of securities (ix)			No. of Shares Outstanding convertible securities (including Warrants) (x)	Shareholding as a % assuming full conversion of convertible securities (as a percentage of diluted share capital) (vi)-(x) as a % of (A+B+C)		Number of Locked in shares (xii)		Number of Shares pledged or otherwise (a)		Number of equity shares held in dematerialized form (xiv)
								Class: Equity	Class: y	Total		As a % of total Shares held (b)	No. (a)	As a % of total Shares held (b)	No. (a)	As a % of total Shares held (b)		
(1) Institutions		0	0	0	0	0	0.000	0	0	0	0	0.000	0	0.000	0	0.000	0	0
(a) Mutual Funds		0	0	0	0	0	0.000	0	0	0	0	0.000	0	0.000	0	0.000	0	0
(b) Venture Capital Funds		0	0	0	0	0	0.000	0	0	0	0	0.000	0	0.000	0	0.000	0	0
(c) Alternate Investment Funds		0	0	0	0	0	0.000	0	0	0	0	0.000	0	0.000	0	0.000	0	0
(d) Foreign Venture Capital Investors		0	0	0	0	0	0.000	0	0	0	0	0.000	0	0.000	0	0.000	0	0
(e) Foreign Portfolio Investors		0	0	0	0	0	0.000	0	0	0	0	0.000	0	0.000	0	0.000	0	0
(f) Financial Institutions/Banks		0	0	0	0	0	0.000	0	0	0	0	0.000	0	0.000	0	0.000	0	0
(g) Insurance Companies		0	0	0	0	0	0.000	0	0	0	0	0.000	0	0.000	0	0.000	0	0
(h) Provident Funds/Pension Funds		0	0	0	0	0	0.000	0	0	0	0	0.000	0	0.000	0	0.000	0	0
(i) Any Other		0	0	0	0	0	0.000	0	0	0	0	0.000	0	0.000	0	0.000	0	0
Foreign Institutional Investors		0	0	0	0	0	0.000	0	0	0	0	0.000	0	0.000	0	0.000	0	0
GFI - Corporate		0	0	0	0	0	0.000	0	0	0	0	0.000	0	0.000	0	0.000	0	0
Sub-Total (B)(1)		0	0	0	0	0	0.000	0	0	0	0	0.000	0	0.000	0	0.000	0	0
Central Government /State/Government(s) /President of India		0	0	0	0	0	0.000	0	0	0	0	0.000	0	0.000	0	0.000	0	0
Sub-Total (B)(2)		0	0	0	0	0	0.000	0	0	0	0	0.000	0	0.000	0	0.000	0	0
(3) Non-Institutions		0	0	0	0	0	0.000	0	0	0	0	0.000	0	0.000	0	0.000	0	0
(e) Individuals		0	0	0	0	0	0.000	0	0	0	0	0.000	0	0.000	0	0.000	0	0
i) Individual shareholders holding nominal share capital up to Rs.2 Lakhs.		459	988467	0	0	988467	1.239	988467	0	988467	1.239	0	0	0.000	0	0.000	0	937967
ii) Individual shareholders holding nominal share capital in excess of Rs.2 Lakhs.		24	1719641	0	0	1719641	2.155	1719641	0	1719641	2.155	0	0	0.000	0	0.000	0	1719641
(b) NBFCs registered with RBI		0	0	0	0	0	0.000	0	0	0	0.000	0	0	0.000	0	0.000	0	0
(c) Employee Funds		0	0	0	0	0	0.000	0	0	0	0.000	0	0	0.000	0	0.000	0	0
(d) Overseas Depositors (holding DRs) (balancing figure)		0	0	0	0	0	0.000	0	0	0	0.000	0	0	0.000	0	0.000	0	0
(e) Any Other		168	52652042	0	0	52652042	65.980	52652042	0	52652042	65.980	0	0	0.000	0	0.000	0	52572842
Bodies Corporate		0	2000000	0	0	2000000	2.506	2000000	0	2000000	2.506	0	0	0.000	0	0.000	0	2000000
BESTLUCK TREXIM PVT LTD	AADC85261G	0	2000000	0	0	2000000	2.506	2000000	0	2000000	2.506	0	0	0.000	0	0.000	0	2000000
CAMEX IMPEX PVT LTD	AADCC4400G	0	2000000	0	0	2000000	2.506	2000000	0	2000000	2.506	0	0	0.000	0	0.000	0	2000000
DHANUS COMMDEAL LLP	AAKFD6562C	0	2100000	0	0	2100000	2.632	2100000	0	2100000	2.632	0	0	0.000	0	0.000	0	2100000



DIANA COMMOMDEAL PVT LTD	AACCD9950H	0	1061820	0	0	0	1061820	1.331	1061820	0	1061820	1.331	0	1.331	0	0.000	0	0.000	1061820
DURGAGAN VINCOM PVT LTD	AAACD9231H	0	830050	0	0	0	830050	1.040	830050	0	830050	1.040	0	1.040	0	0.000	0	0.000	830050
EMPIRE VANIJYA LLP	AADFE9485A	0	1437200	0	0	0	1437200	1.801	1437200	0	1437200	1.801	0	1.801	0	0.000	0	0.000	1437200
EVERSAFE HIGHRISE PRIVATE LIMITED	AACCE9244M	0	1592300	0	0	0	1592300	1.995	1592300	0	1592300	1.995	0	1.995	0	0.000	0	0.000	1592300
FASTFLOW INFRA PROJECTS PVT LTD	AABCF8807E	0	1174250	0	0	0	1174250	1.471	1174250	0	1174250	1.471	0	1.471	0	0.000	0	0.000	1174250
GARNET SUPPLIERS LLP	AALFG7995F	0	1480000	0	0	0	1480000	1.855	1480000	0	1480000	1.855	0	1.855	0	0.000	0	0.000	1480000
IMPRESSION DEALCOM PVT LTD	AABCI9338M	0	1810000	0	0	0	1810000	2.268	1810000	0	1810000	2.268	0	2.268	0	0.000	0	0.000	1810000
JAP MERCHANTS LIMITED	AACCL7459B	0	921120	0	0	0	921120	1.154	921120	0	921120	1.154	0	1.154	0	0.000	0	0.000	921120
KENT COMMOMDEAL LLP	AAMFK5008J	0	986400	0	0	0	986400	1.236	986400	0	986400	1.236	0	1.236	0	0.000	0	0.000	986400
KEYSTAR REALTORS PRIVATE LIMITED	AAECK6083A	0	844500	0	0	0	844500	1.058	844500	0	844500	1.058	0	1.058	0	0.000	0	0.000	844500
LASER VANIJYA LLP	AAEFL7284P	0	928000	0	0	0	928000	1.163	928000	0	928000	1.163	0	1.163	0	0.000	0	0.000	928000
LOGAN IMPEX PVT LTD	AABCL5039Q	0	819100	0	0	0	819100	1.026	819100	0	819100	1.026	0	1.026	0	0.000	0	0.000	819100
MINPOWER TOWERS PRIVATE LIMITED	AAHCM6612J	0	1142500	0	0	0	1142500	1.432	1142500	0	1142500	1.432	0	1.432	0	0.000	0	0.000	1142500
MOONVIEW TREXIM PVT LTD	AAF6M6762K	0	924587	0	0	0	924587	1.159	924587	0	924587	1.159	0	1.159	0	0.000	0	0.000	924587
NIGHTANGLE MARCOM PRIVATE LIMITED	AADCN8612R	0	860250	0	0	0	860250	1.078	860250	0	860250	1.078	0	1.078	0	0.000	0	0.000	860250
ODYSEE VANIJYA PVT LTD	AAACO3664P	0	925720	0	0	0	925720	1.160	925720	0	925720	1.160	0	1.160	0	0.000	0	0.000	925720
QUADRA SUPPLIERS PVT LTD	AAACQ1800D	0	859000	0	0	0	859000	1.076	859000	0	859000	1.076	0	1.076	0	0.000	0	0.000	859000
RESPONCE RENEWABLE ENERGY LIMITED	AACCN5941J	0	959350	0	0	0	959350	1.202	959350	0	959350	1.202	0	1.202	0	0.000	0	0.000	959350
SPACEPLUS AGENCIES PVT LTD.	AAECS4980Q	0	1028946	0	0	0	1028946	1.289	1028946	0	1028946	1.289	0	1.289	0	0.000	0	0.000	1028946
SUNYOJIT IMPEX PVT LTD	AAMCS2294K	0	1470000	0	0	0	1470000	1.842	1470000	0	1470000	1.842	0	1.842	0	0.000	0	0.000	1470000
TARGET COMMOMDEAL PVT LTD	AACCT9997N	0	1940000	0	0	0	1940000	2.431	1940000	0	1940000	2.431	0	2.431	0	0.000	0	0.000	1940000
TOPMOST BUILDERS PVT LTD	AAECT0977E	0	1284000	0	0	0	1284000	1.609	1284000	0	1284000	1.609	0	1.609	0	0.000	0	0.000	1284000
QFI - Individual		0	0	0	0	0	0	0.000	0	0	0	0.000	0	0.000	0	0.000	0	0.000	0
NRI / OCBs		0	0	0	0	0	0	0.000	0	0	0	0.000	0	0.000	0	0.000	0	0.000	0
Trusts		0	0	0	0	0	0	0.000	0	0	0	0.000	0	0.000	0	0.000	0	0.000	0
Clearing Members		0	0	0	0	0	0	0.000	0	0	0	0.000	0	0.000	0	0.000	0	0.000	0
Sub-Total (B)(3)		651	55360150	0	0	0	55360150	69.374	55360150	0	55360150	69.374	0	69.374	0	0.000	0	0.000	55230450
Total Public Shareholding (B)=(B)(1)+(B)(2)+(B)(3)		651	55360150	0	0	0	55360150	69.374	55360150	0	55360150	69.374	0	69.374	0	0.000	0	0.000	55230450



Table IV - Statement showing shareholding pattern of the Non Promoter - Non Public shareholder

Category & Name of shareholders (1)	PAN (II)	Nos. of share holders (III)	No. of fully paid up equity shares held (IV)	No. of partly paid-up equity shares held (V)	Nos. of shares underlying Depository Receipt (VI)	Total nos. shares held (VII) = (IV)+(V)+(VI)	Shareholding as % calculated as per SCRR, 1957 (A+B+C2) (VIII)	Number of Voting Rights held in each class of securities (IX)			No. of Shares Underlying Outstanding convertible securities (including Warrants) (X)	Shareholding as a % assuming full conversion of convertible securities (as a percentage of diluted share capital) (XI) = (VII)+(X) as a % of (A+B+C)	Number of Locked in shares (XII)	Number of Shares pledged or otherwise encumbered (XIII)	Number of equity shares held in dematerialized form (XIV)
								Class: Equity	Class: Total	Total as a % of Total Voting rights					
(1)	(II)	(III)	(IV)	(V)	(VI)	(VII)	(VIII)	(IX)	(X)	(XI)	(XII)	(XIII)	(XIV)		
(1) Custodian, DR Holder															
(2) Employee Benefit Trust (under SEBI (share based Employee Benefit) Regulations, 2014															
Total Non-Promoter - Non-Public Shareholding (C)=(1)+(2)															

For SHREE SECURITIES LTD.



MG. DIRECTOR/DIRECTOR